



Buick Stud Conversion Kit Installation

Your Buick came with stud bolts to attach the wheel to your brake drum mounting surface. The Buick brake drums also have a "Guide-Pin" or "Hang-Pin". The Pin is used to hold the wheel in place while the wheel is being bolted down. This pin is not necessary when you are using our stud conversion kit. You will have to grind off or saw-off the guide pin to mount our wheels. It is not needed any longer when you have studs to locate your new wheels. You may have also noticed in the photos that there is a rectangular shaped weight on the brake drum. If this weight should touch your new Truespoke wheel, you should remove it. The weight might prevent your wheel from seating fully on the brake drum. Please follow the below steps to install your Stud Kit. Thank you for purchasing our wheels. Please do not hesitate to email or call us with any questions.

Dave Adler - Motorspot, Inc. - 760-731-8301. Email: dave@truespoke.net




Step 1. Locate the Guide Pin as shown above. You will no longer require this Pin. It should be ground off smooth.



Step 2. Test-fit your new wheel and check the balancing weight and make sure that it is not making contact with your Truespoke wheel. If it is, you should grind it down or simply remove it.

Step 3. After removing the Guide Pin, test-fit your wheel on your brake drum. It is possible that the rivet might be touching your wheel and preventing the wheel from lying completely flat on your brake drum. This is called "seating". Your wheel must be seated on your brake drum. An extra-cost spacer is available if needed to span the rivets if they interfere.



9/16ths side of the stud



Your kit contains 20 screw-in studs and a tube of Loc-Tite Red. The stud is installed with the 9/16ths end screwed into the brake drum.



Step 4. Apply the Loc-Tite Red formula to the 9/16ths end of the stud and screw it in tightly into the brake drum. Once the Loc-Tite dries, you will be able to use regular lug nuts. Enjoy your new wheels!